



DESIGN of FIRE ALARM SYSTEMS

COURSE 460: 2 DAYS: Max 8 Candidates

It is the responsibility of the designer to ensure that a modern fire alarm system is fully compliant with both statutory and non-statutory regulations and standards, that false alarms are infrequent and that a real fire is detected quickly without damage to property or loss of life. This course provides delegates with the knowledge and skills necessary to design these systems competently. Candidates who attend this course may also like to attend course 470: Installation & Maintenance of Fire Alarms. Candidates who attend both of the fire alarm courses would be able to commission a fire alarm system.

PARTICIPANTS

The course is designed for those who have an electrical background (for example installation/maintenance electricians) or for those who have successfully completed course 110: Electrical Maintenance Skills.

COURSE PRESENTATION

The course is structured to follow the same logical decision making processes used in the design of a fire detection and alarm system. Each candidate is loaned a copy of the latest standards for reference during the course. The use of on-going assessments and a complete design project ensure that the candidates are able to meet the objectives of the course. Comprehensive course notes are provided.

COURSE OBJECTIVES

On completion of the course, participants will be able to:


- understand the way in which a large fire alarm system would be designed and zoned
- specify the import of the British Standards and Regulations relating to fire alarm systems
- identify the advantages and disadvantages of 4 wire, 2 wire and analogue systems
- state the defining features of the three categories of fire alarm system
- identify the advantages and disadvantages of the various types of detectors, beacons and sounders used in fire alarm systems
- understand the requirements of BS5839 with regard to the positioning of components
- identify the cabling requirements for mains supplies and detectors etc
- perform the necessary battery capacity calculations
- produce the required drawings, documents and certificates.




Successful completion of the course leads to the award of the Technical Training Solutions Certificate of Competence 460: Design of Fire Alarm Systems.

What do candidates on the Design of Fire Alarms course actually do?


The Design of Fire Alarms course begins by looking at the Legislation, British Standards and Codes of Practice applicable to Fire Alarm Systems. The various requirements are explained, in particular the requirements of BS 5839-1 and BS5839-6. The issues affecting the decision whether or not to install a fire protection system and if so, which type to install, are then discussed. Candidates then learn about the three categories of system ie: M, P and L (Manual, Property and Life). The process of designating detector and sounder zones is then examined. We then explore the advantages and disadvantages of the three most commonly used fire alarm systems ie: 4 wire, 2 wire and analogue addressable, and the types of dwellings or premises to which each system is best suited.



Page 35 of the course notes for the Design of Fire Alarms course, describing the 4-Wire types of fire alarm panel



Page 36 of the course notes for the Design of Fire Alarms course, describing the 2-Wire types of fire alarm panel



Page 38 of the course notes for the Design of Fire Alarms course, describing the analogue addressable types of fire alarm panel

We then examine the commonly used components of fire alarm systems, looking carefully at their advantages and disadvantages. We provide the candidates with a wide range of Manual Call Points, Detectors and Sounders as demonstration pieces.



Some of the detector bases, MCPs and sounders used on the design of fire alarms training course

